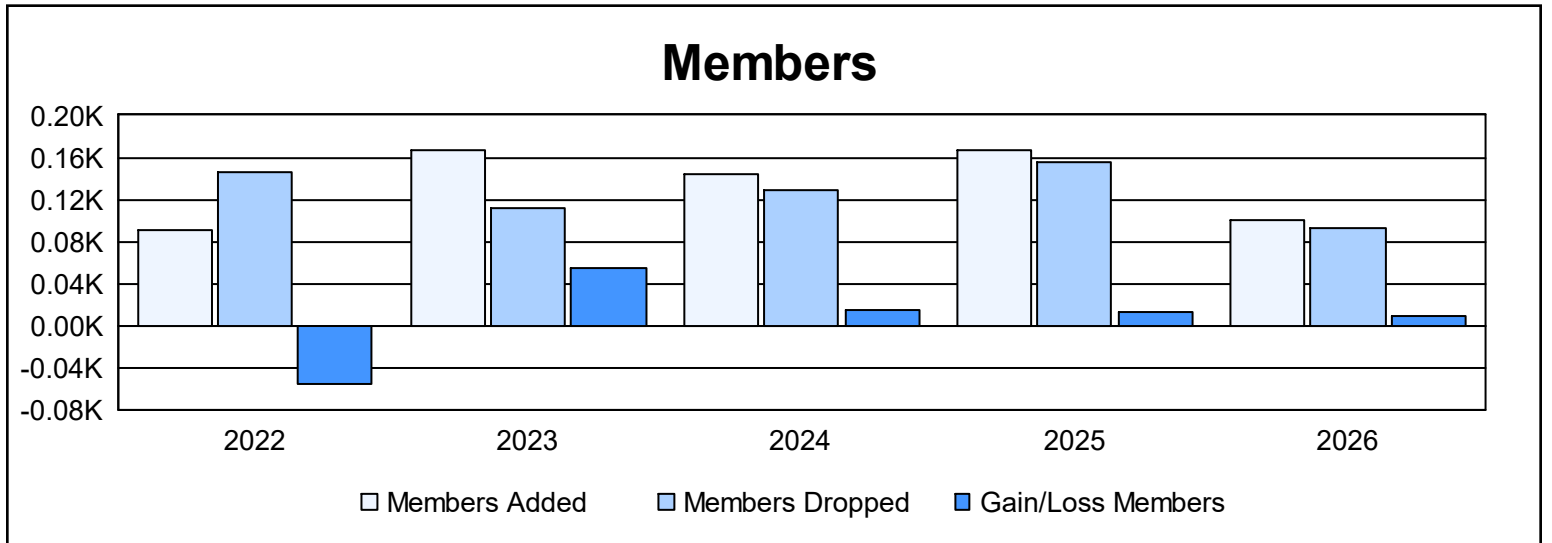
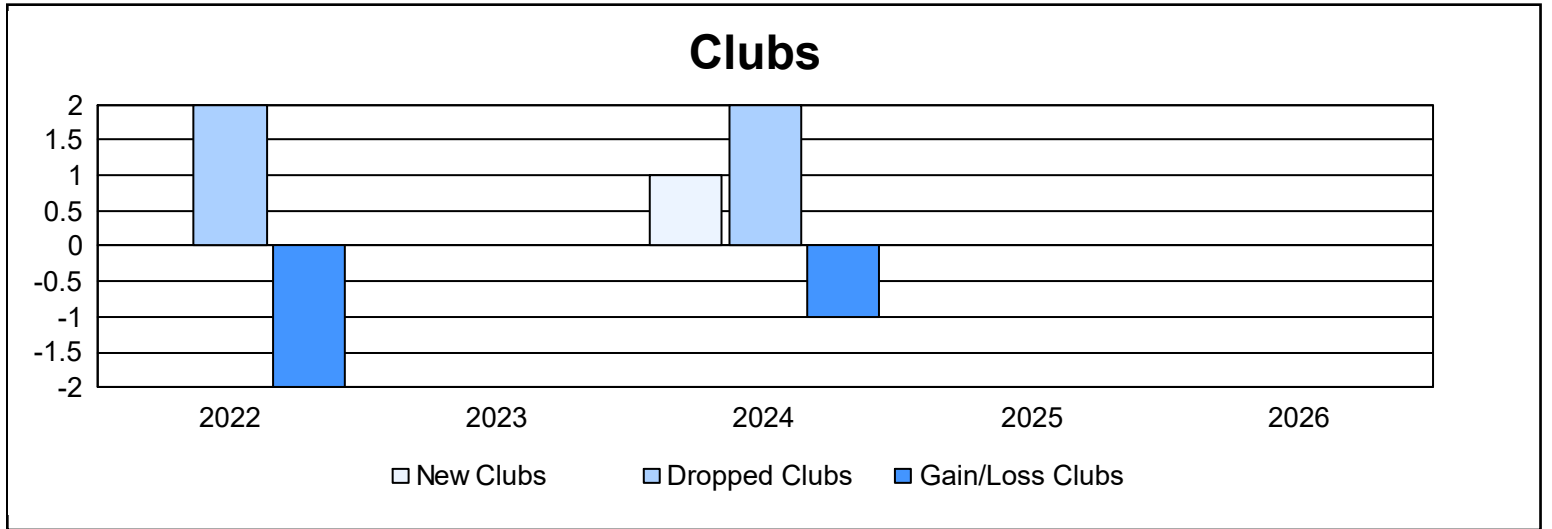
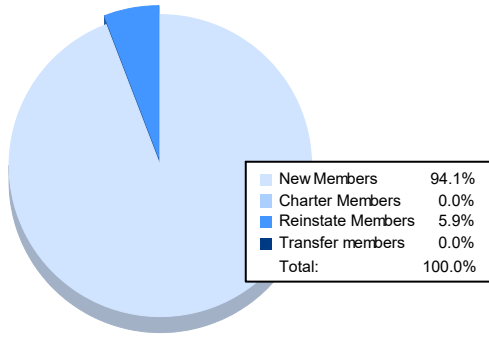


Year	New Clubs	Dropped Clubs	Gain/ Loss Clubs	New Members	Charter Members	Reinstate Members	Transfer Members	Total Member Added	Total Members Dropped	Gain/ Loss Members
2021-2022	0	2	-2	86	0	0	4	90	145	-55
2022-2023	0	0	0	156	0	2	8	166	112	54
2023-2024	1	2	-1	116	23	0	4	143	128	15
2024-2025	0	0	0	142	1	16	8	167	155	12
2025-2026	0	0	0	95	0	6	0	101	92	9
<b>Average</b>	<b>0</b>	<b>1</b>	<b>-1</b>	<b>119</b>	<b>5</b>	<b>5</b>	<b>5</b>	<b>133</b>	<b>126</b>	<b>7</b>



### Membership Composition April 2026 Cumulative



### Gender Composition April 2026 Cumulative

